

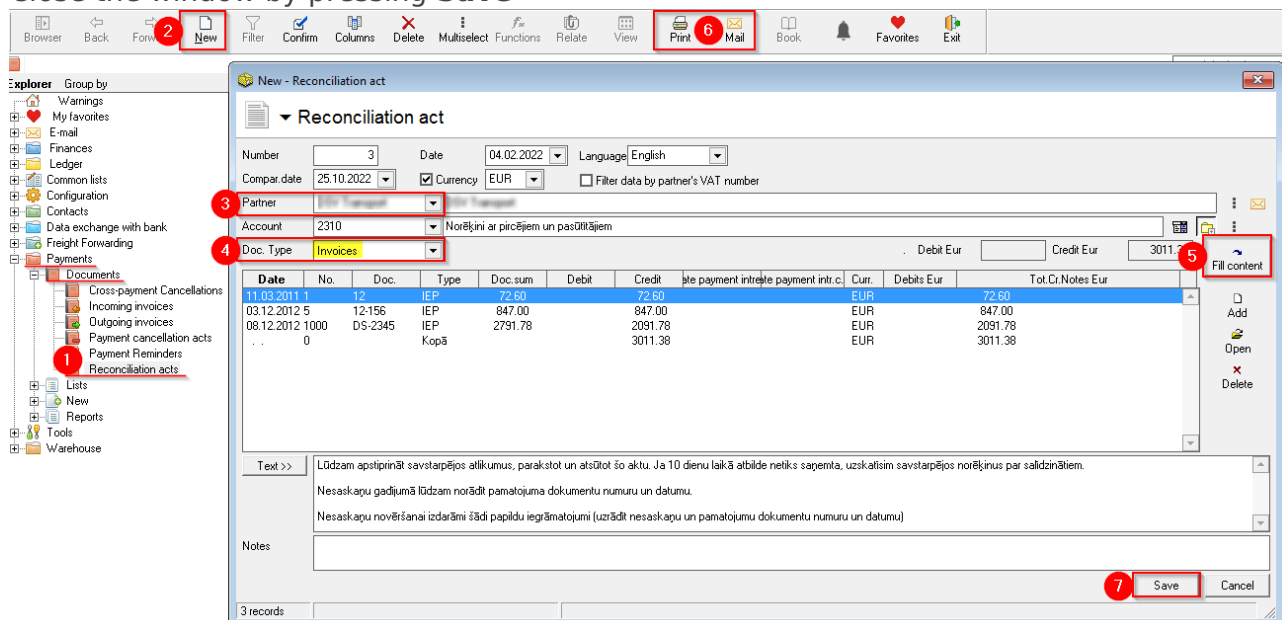


# Mutual Settlement Comparison Act

The following steps must be taken to prepare the act of mutual settlement comparison:

1. OZOLS > Documents > Mutual settlement comparison act
2. A window opens New - Mutual settlement comparison act
3. Selects the required cooperation partner from the list
4. Document type - set **Invoices**
5. Press the button - **Fill content**
6. The act is ready for **printing**  or **sending by e-mail** 
7. Close the window by pressing **Save**



Number: 3, Date: 04.02.2022, Language: English, Currency: EUR

Partner: [selected], Account: 2310, Doc. Type: Invoices

Date	No.	Doc.	Type	Doc.sum	Debit	Credit	Debit Eur	Credit Eur	Tot.Cr.Notes Eur
11.03.2011	1	12	IEP	72.60	72.60		EUR	72.60	
03.12.2012	5	12-156	IEP	847.00	847.00		EUR	847.00	
08.12.2012	1000	DS-2345	IEP	2791.78	2091.78		EUR	2091.78	
...	0		Kopš		3011.38		EUR	3011.38	

Text >> Lūdzam apstiprināt savstarpējos atlikumus, parakstot un atstājot šo aktu. Ja 10 dienu laikā atbilde netiks saņemta, uzskatīsim savstarpējos norēķinus par salīdzinātiem. Nesaskāpu gadījumā lūdzam norādīt pamatojuma dokumentu numuru un datumu. Nesaskāpu novēršanai izdarīti šādi papildu iegrāmatojumi (uzrādīt nesaskāpu un pamatojuma dokumentu numuru un datumu)

Notes

3 records

Save Cancel

Revision #4

Created Tue, Oct 25, 2022 8:21 AM by Janis Veldre

Updated Wed, Oct 26, 2022 9:11 AM by Janis Veldre